

6

5

4

3

2

1

REVISION					
ZONE	REV	DESCRIPTION	DATE	CHANGED BY	APPROVED
	A	INITIAL RELEASE	02/01/2024	SREITER	GUTTADAURO

F

E

D

C

B

A

F

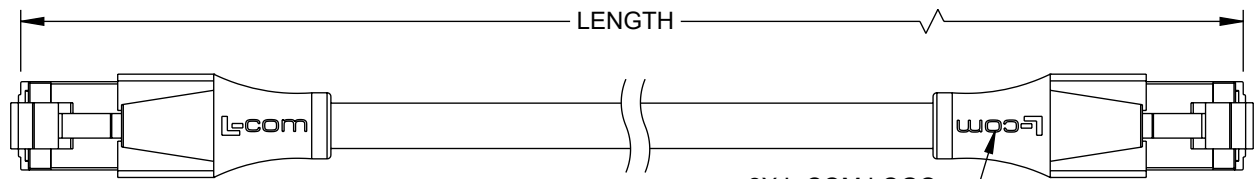
E

D

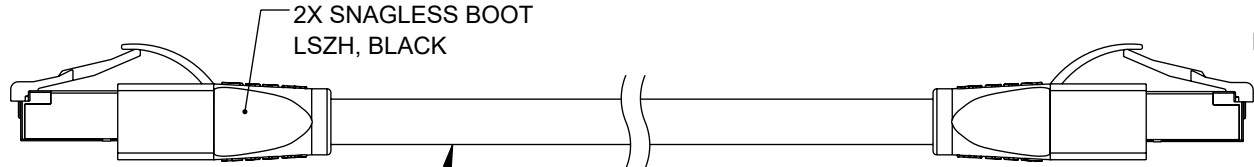
C

B

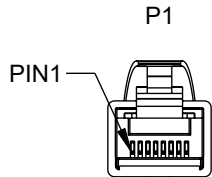
A



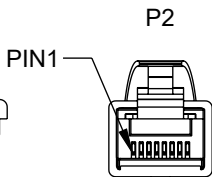
2X L-COM LOGO BOTH SIDES



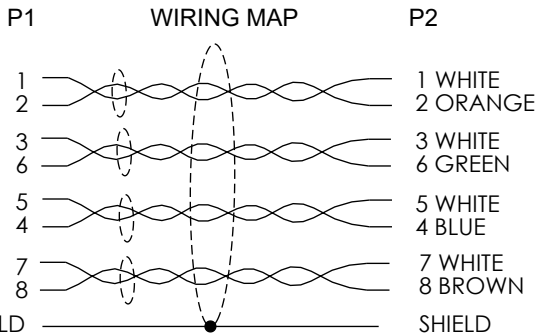
2X SNAGLESS BOOT LSZH, BLACK



2X RJ45 SHIELDED PLUG GOLD PLATED CONTACTS



CAT 7 SHIELDED MODULAR CABLE
 FOUR TWISTED PAIR WITH ALUMINUM/ POLYESTER FOIL SHIELDING OF EACH PAIR
 CONDUCTORS: 26 AWG STRANDED COPPER
 OVERALL SHIELD: TINNED COPPER BRAID
 JACKET: PVC, COLOR: GRAY, NOM. DIA. .236 [6.0]
 (OPERATING TEMPERATURE: -10 °C TO +80 °C; VOLTAGE RATING: 30V)



PART NUMBER	LENGTH METERS[FEET]
726-0.5 GY	0.5[1.64]
726-01 GY	1.0[3.28]
726-02 GY	2.0[6.56]
726-03 GY	3.0[9.84]
726-05 GY	5.0[16.41]
726-7.5 GY	7.5[24.61]
726-10 GY	10.0[32.81]
726-15 GY	15.0[49.21]

- NOTES:
- 1.LENGTHS OVER 10 METERS (32.8 FT) ARE CHANNEL RATED.
 - 2.PLUG CONFORMS TO TIA-1096.
 - 3.CABLE ASSEMBLY TO BE TESTED FOR CONTINUITY.
 - 4.CABLE ASSEMBLY TO BE INDIVIDUALLY PACKAGED IN ACCORDANCE WITH L-COM SPECIFICATION PS-0031.

THE INFORMATION CONTAINED IN THIS DRAWING IS THE SOLE PROPERTY OF INFINITE ELECTRONICS, INC. ANY REPRODUCTION IN PART OR WHOLE WITHOUT THE WRITTEN PERMISSION OF INFINITE ELECTRONICS, INC. IS PROHIBITED. THESE COMMODITIES, TECHNOLOGY OR SOFTWARE WERE EXPORTED FROM THE UNITED STATES IN ACCORDANCE WITH THE EXPORT ADMINISTRATION REGULATIONS. DIVERSION CONTRARY TO U.S. LAW PROHIBITED.

UNLESS OTHERWISE SPECIFIED LEADING DIMENSIONS ARE INCHES DIMENSIONS IN [] ARE MILLIMETERS

TOLERANCES:

.X = ±.2 [5]	FRACTIONS
.XX = ±.02 [0.5]	± 1/32
.XXX = ±.005 [0.13]	ANGLES ± 1°

CABLE LENGTH TOLERANCES:

≤12 [305]	= +1 [25] / -0
>12 [305] ≤ 60 [1524]	= +2 [51] / -0
>60 [1524] ≤ 120 [3048]	= +4 [102] / -0
>120 [3048] ≤ 300 [7620]	= +6 [152] / -0
>300 [7620]	= +5% / -0

ALL DIMENSIONS ARE FOR REFERENCE ONLY AND SUBJECT TO CHANGE WITHOUT NOTICE. UN-DIMENSIONED/NON-CRITICAL FEATURES MAY VARY IN SIZE AND LOCATION. COLORS MAY VARY

Show Me
CABLES
an INFINIT® brand

Website: www.ShowMeCables.com
Phone: 1.888.519.9505

INTERPRET ALL DIMENSIONS AND TOLERANCES PER ASME Y14.5

SCALE	SHEET
NONE	1 OF 1

DESCRIPTION: CA,CAT7 S/FTP RJ45 TO RJ45 PVC JKT, GRY

SIZE	CAGE CODE	DRAWN BY	ITEM NO.	REV
A	3SVT8	SREITER	726-XX GY	A

6

5

4

3

2

1